


How to Request Final transcripts



Request, send, and store your transcripts in one place.


Applying to college can be tough, but ordering your transcript doesn't have to be. We've updated Parchment.com to make it easier to manage your transcripts.



Request

Request your transcript to your Parchment account.


- 1 Sign in or sign up at www.parchment.com
So you can manage your transcripts
- 2 Select your high school
We'll save it to your account
- 3 Enter your enrollment information
So we can help locate your transcript



Send

Once you request your transcript we can deliver it to any destination worldwide.

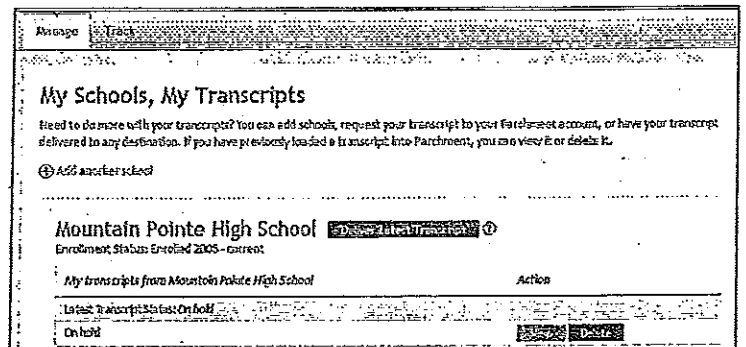
- 1 Select a destination
Anywhere: colleges, scholarship funds, etc.
- 2 Confirm your delivery details
Just to make sure
- 3 Pay if you have charges
And you're done!



Store

Keep your transcripts in one secure place where they can be viewed, delivered or deleted.

- 1 Store a copy of your Selfview Transcript
So you can always access it yourself
- 2 Deliver your latest transcript
Send an official copy of your updated transcript to any destination: academic, NCAA, yourself, etc.
- 3 Track the status of your order
Check the order status of your recent transcript requests. View, delete or update your Selfview Transcript



For Final Transcript



Transcript Type! Next Grading Period Transcript Available 6/4/2013